

QWCA-34-K

WR-34 to 2.92mm

Features:
* Low VSWR

Applications:
* Wireless
* Transmitter
* Laboratory Test
* Radar

Electrical

Frequency:	22~33GHz
VSWR:	1.2 max.
Insertion Loss:	0.25dB max.
Average Power:	20W CW

Mechanical

Coax Connectors:	2.92mm
Waveguide Size:	WR-34
Flange:	FBP260
Material:	Silver plated aluminium

How To Order

QWCA-34-X-Y-Z

X: Connector type.

Y: Configuration type.

Z: Flange type if applicable.

Connector naming rules:

K - 2.92mm Male (Outline A, Outline B)

KF - 2.92mm Female (Outline A, Outline B)

Configuration naming rules:

E - End launch (Outline A)

R - Right angle (Outline B)

Flange naming rules:

1 - FBP (Outline A, Outline B)

2 - FDP

3 - FBM

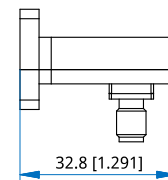
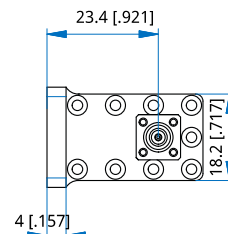
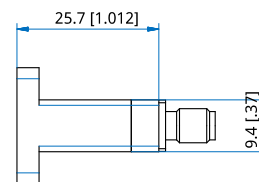
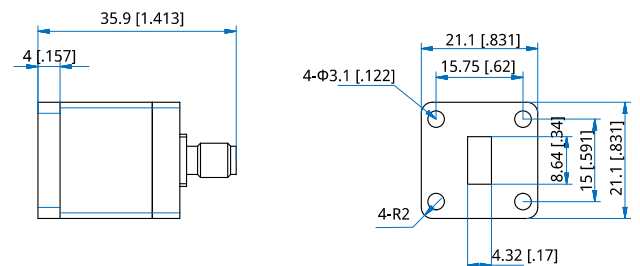
4 - FDM

Examples:

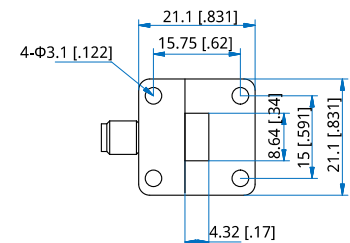
To order a waveguide to coax adapter, WR-34 to 2.92mm female, right angle, FBP, specify QWCA-34-KF-R-1.

Customization is available upon request.

Outline Drawings



Outline A



Outline B

Unit: mm [in]

Tolerance: ±0.2mm [±0.008in]